

# Helical spring pendulum



Physics

Mechanics

Vibrations &amp; waves



Difficulty level

medium



Group size

2



Preparation time

10 minutes



Execution time

10 minutes


This content can also be found online at:



<http://localhost:1337/c/5f6a706575b05a00031eae82>

PHYWE

## Teacher information



## Application

PHYWE



Test setup of the coil spring pendulum

As already shown in previous experiments, each spring has its own spring constant  $k$  which can be adjusted by means of the spring force  $F$  and the deflection of the spring  $y$  can be described as follows:

$$F = k \cdot y$$

If the spring is connected to a mass  $m$  is weighted down and deflected from its rest position, the mass is re-accelerated according to the spring force:

$$m \cdot \ddot{y} = -k \cdot y \Rightarrow \ddot{y} + \frac{k}{m} \cdot y = 0$$

Solving the linear homogeneous differential equation with the exponential approach then yields the undamped natural angular frequency  $\omega_o$  or the oscillation period  $T$ .

## Other teacher information (1/2)

PHYWE

### Prior knowledge



Students should have acquired basic knowledge of the determination of spring rates and Hooke's law, as well as experience with vibrating systems.

### Scientific principle



A spring with spring constant  $k$  which is connected to a mass  $m$  is weighted and deflected, oscillates with a natural angular frequency  $\omega_0$  or a period duration  $T$ :

$$\omega_0 = \sqrt{\frac{k}{m}} \Leftrightarrow T = 2\pi \cdot \sqrt{\frac{m}{k}}$$

## Other teacher information (2/2)

### Learning objective



Using a coil spring pendulum, the students should determine the extent to which the period of oscillation  $T$  depends on the mass to be loaded  $m$  and the spring constant  $k$  of the feather.

### Tasks



The students should:

1. The oscillation period  $T$  of a spring pendulum for different masses  $m$  on two springs with different spring constants  $k$  investigate.
2. A relationship between the three variables  $T$ ,  $m$  and  $k$  manufacture.

## Other teacher information (2/2)

PHYWE

### Learning objective



Using a coil spring pendulum, the students should determine the extent to which the period of oscillation  $T$  depends on the mass to be loaded  $m$  and the spring constant  $k$  of the feather.

### Tasks



The students should:

1. The oscillation period  $T$  of a spring pendulum for different masses  $m$  on two springs with different spring constants  $k$  investigate.
2. A relationship between the three variables  $T$ ,  $m$  and  $k$  manufacture.

## Safety instructions

PHYWE



The general instructions for safe experimentation in science lessons apply to this experiment.

PHYWE



## Student Information

### Motivation

PHYWE



Coil Springs

Have you ever had a close look behind the tyres of a car? Then you have most likely seen a spring like the one shown in the picture.

These springs are installed in vehicles to compensate for the unevenness of the road and thus increase the driving comfort. However, when such a spring is excited, it tends to oscillate. This duration of the oscillation should be kept as short as possible.

But how can this period of oscillation be influenced? You will examine this aspect more closely in the following experiment.

## Equipment

Position	Material	Item No.	Quantity
1	Support base, variable	02001-00	1
2	Support rod, stainless steel, l = 600 mm, d = 10 mm	02037-00	1
3	Support rod, stainless steel, l = 250 mm, d = 10 mm	02031-00	1
4	Boss head	02043-00	1
5	Weight holder, 10 g	02204-00	1
6	Slotted weight, black, 10 g	02205-01	4
7	Slotted weight, black, 50 g	02206-01	3
8	Helical spring, 3 N/m	02220-00	1
9	Helical spring, 20 N/m	02222-00	1
10	Spring balance, transparent, 1 N	03065-02	1
11	Digital stopwatch, 24 h, 1/100 s and 1 s	24025-00	1
12	Holding pin	03949-00	1

## Equipment

PHYWE

Position	Material	Item No.	Quantity
1	<a href="#">Support base, variable</a>	02001-00	1
2	<a href="#">Support rod, stainless steel, l = 600 mm, d = 10 mm</a>	02037-00	1
3	<a href="#">Support rod, stainless steel, l = 250 mm, d = 10 mm</a>	02031-00	1
4	<a href="#">Boss head</a>	02043-00	1
5	<a href="#">Weight holder, 10 g</a>	02204-00	1
6	<a href="#">Slotted weight, black, 10 g</a>	02205-01	4
7	<a href="#">Slotted weight, black, 50 g</a>	02206-01	3
8	<a href="#">Helical spring, 3 N/m</a>	02220-00	1
9	<a href="#">Helical spring, 20 N/m</a>	02222-00	1
10	<a href="#">Spring balance, transparent, 1 N</a>	03065-02	1
11	<a href="#">Digital stopwatch, 24 h, 1/100 s and 1 s</a>	24025-00	1
12	<a href="#">Holding pin</a>	03040-00	1

## Set-up (1/2)

PHYWE


Connect the two halves of the tripod foot to the tripod rod (25 cm) and lock the locking levers. Screw the two-part tripod rod into a long tripod rod (60 cm), insert it into the front half of the tripod foot and fasten it with the screw.



Assembling the tripod base



Screwing the support rods



Fastening with the aid of the screw plug

## Set-up (2/2)

PHYWE



Hook the coil spring into the retaining bolt

- Clamp the double sleeve to the long stand rod.
- Fasten the retaining bolt in the double socket and hang the coil spring ( $3 \text{ N/m}$ ) into the bore of the retaining bolt.


## Procedure (1/3)

PHYWE



Spring with different masses  $m$  burden

- Load the spring successively with masses  $m$  from 20, 40, 60, ..., 140 g including weight plate ( $m = 10 \text{ g}$ ).
- To hang the slotted weights on the weight plate, slide them over the upper end of the plate.

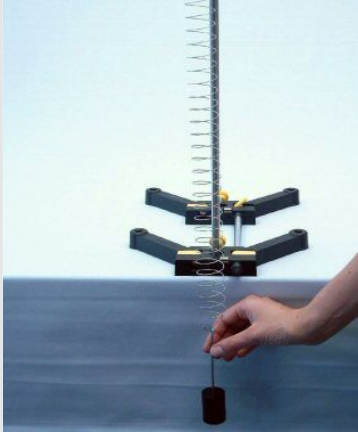


Weight plate provided with slotted weights



## Procedure (2/3)

PHYWE



Deflecting the spring with  
the spring constant  $3\text{ N/m}$

- Pull the coil spring and let it swing for each mass attached.
- Determine the time required for 10 oscillations for each mass  $t$  with the stopwatch.
- Enter all measured values in Table 1 in the protocol.

## Procedure (3/3)

PHYWE



Deflecting the spring with  
the spring constant  
 $20\text{ N/m}$

- Now use the coil spring  $20\text{ N/m}$  and perform the measurements described above again.
- Also enter the measured values obtained in Table 1 in the protocol.

**PHYWE**

**Report**



**PHYWE**

**Report**




Table 1

PHYWE


Carry your readings from the test with the 3 N/m spring on the left in the table. The measured values of the 20 N/m you enter in the table on the right. Calculate from the values  $t$  for 10 oscillations the respective oscillation period  $T$  and its square  $T^2$  and enter the values as well.

$m$ [g]	$t_3$ [s]	$T_3$ [s]	$T_3^2$ [s <sup>2</sup> ]	$t_{20}$ [s]	$T_{20}$ [s]	$T_{20}^2$ [s <sup>2</sup> ]
20						
40						
60						
80						
100						
120						
140						

Task 1

PHYWE

- Now take a piece of paper and create a diagram on it. In this diagram you set the oscillation period  $T$  ( $y$ -axis) depending on the mass  $m$  ( $x$ -axis). Generate the curve for both the 3 N/m spring, as well as for the 20 N/m Feather.
- Afterwards also carry the square of the oscillation periods  $T^2$  ( $y$ -axis) depending on the mass  $m$  ( $x$ -axis). Create the curve as before for both springs.



## Task 2

PHYWE

Look at the first diagram. It shows  $T$  as a function of mass  $m$  and the spring constant  $k$ . What can you tell about the influence of  $m$  and  $k$  on the period of oscillation?

- ☐ The greater the mass  $m$  the greater the period of oscillation  $T$ .
- ☐ The greater the spring constant  $k$  the greater the period of oscillation  $T$ .
- ☐ The smaller the mass  $m$  the greater the period of oscillation  $T$ .
- ☐ The smaller the spring constant  $k$  the greater the period of oscillation  $T$ .

☒ Check

## Task 3

PHYWE



Test setup of the coil spring pendulum

What knowledge do you get from the application of the squares of the period of oscillation  $T^2$  as a function of mass?

- ☐  $m \sim \sqrt{T}$
- ☐  $m^2 \sim T$
- ☐  $T^2 \sim m$
- ☐  $T \sim \sqrt{m}$

☒ Check

## Task 4



Test setup of the coil spring pendulum

What knowledge do you get from the application of the squares of the period of oscillation  $T^2$  as a function of mass, taking into account the influence of the spring constant?

☐  $T \sim \sqrt{m \cdot k}$

☐  $T^2 \sim m \cdot k$

☐  $T \sim \sqrt{m/k}$

☐  $T^2 \sim m/k$

✓ Check